

OMDHS Logo Symbolism

by R.'W.'. Gary L. Heinmiller
Founder and Archivist of OMDHS
Apr 2020



Onondaga and Oswego Masonic Districts Historical Societies

Onondaga Masonic District Historical Society
Liverpool Temple, 608 Oswego Road, Liverpool, New York 13088
Founded 14 December 1995

Oswego Masonic District Historical Society
Phoenix Temple, 451 Main Street, Phoenix, New York 13135
Founded 1 December 1998

As a bit of background on the OMDHS and its logo, I was Raised in Liverpool Lodge No. 525 on 16 Mar 1987. My father was a Freemason, having been Raised in Wadsworth Lodge No. 417 in Albany on 23 Sep 1942, six months before I was born.

When I was a young tad of about 10 years of age, I came across my father's 'ritual book' in his top left dresser drawer and was intrigued with the strange coded words. With some difficulty I was able to 'crack the code' and was particularly taken with the following passage.

GEOMETRY

(Never omit this)

Geometry treats of the powers and properties of magnitudes in general, where length, breadth, and thickness are concerned . . .

from a point to a line, from a line to a superficies, and from a superficies to a solid.

- *A point is that which has position, but not magnitude, and is the beginning of all geometrical matter.*
- *A line has length without breadth.*
- *A superficies is that which has length and breadth without thickness.*
- *A solid is a magnitude which has length, breadth and thickness.*


When I was around 15 or 16 I came across the old axiom, "know thyself and seek self-improvement." Since that time, I have extensively read, studied, contemplated, written about and taught what those words implied. I studied hypnosis, color interpretation, astrology, Tibetan Buddhism, 'The Secret Doctrine,' psychographoanalysis [handwriting analysis], dream interpretation, metaphysics, world [ancient] history and a host of related matters.

In time I realized that there was a seemingly never ending potential and that all of these studies were like the branches of a very large tree. So, I began to backtrack seeking their commonality and the 'root' of the tree, only to discover that the 'root' too had many 'branches.' One day the thought popped into my 'mind,' "What does a tree call itself?" Eventually I considered searching for the Unity that united all of the 'branches,' and more or less arrived back at the above passage of 'Geometry.'

Regarding the Logo of OMDHS, one of the first and more exoteric features of it is the Double interlocking “O,” representing “Onondaga” and “Oswego.”



As an aside, the above symbol is also recognized as a universal symbol of ‘marriage,’ though when used as such the proportion of the intertwining of the two circles [rings] is somewhat random.

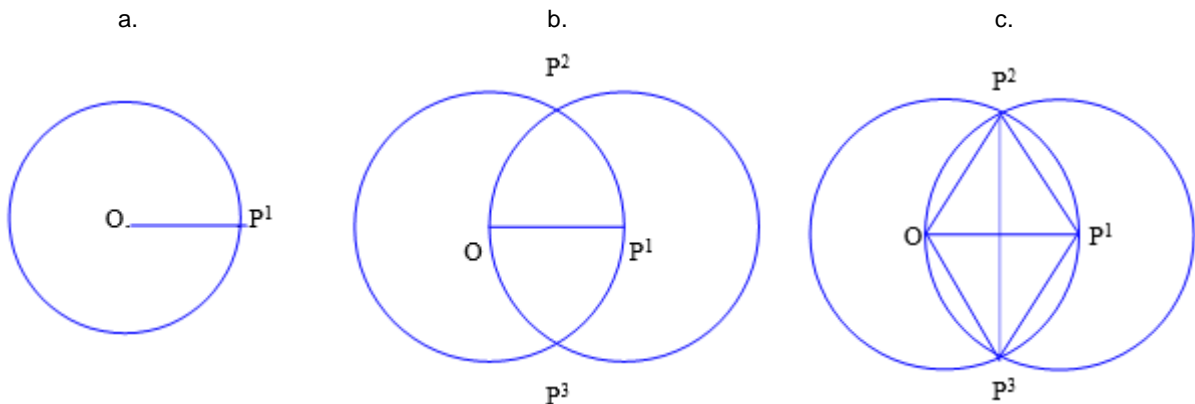


In the case of the OMDHS logo the proportion is anything but random.

The logo begins with a Point, and then a Line [from O to P¹], which creates a Radius, as shown below at “a.”

But in that a Line [segment] has two ends, then it must create another circle [from P¹ to O], as shown below at “b.”


Having created the ‘double circle’, one ‘must’ then ‘connect the points created at P² and P³, as shown below at “c.”



Having thus created Figure “c,” we can immediately see that the Gothic Arch [Vesica Pisces] appears, and also that the First Proposition of Euclid appears [with the added downward pointing Triangle, which Euclid does not discuss]. It also creates the first Superfices [in its necessary dual and two-dimensional aspect: ‘as above, so below’].


For reference, if radius O, P¹ was to equal 1, then the height of the Vesica Pisces would equal $\sqrt{3}$.

What also appears immediately is the “Duality” and the symbols for the Sun and Moon, along with the other symbolical ‘Dual Aspects,’ listed below.



Dual Aspects

Gold	Silver	White	Black	Heaven	Earth
Sun	Moon	Active	Passive	Yin	Yang
Red	Blue	Masculine	Feminine	* Pingala	* Ida
Fire	Water	Jachin	Boaz	Circle	Square
Light	Dark	Celestial	Terrestrial	Compasses	Square

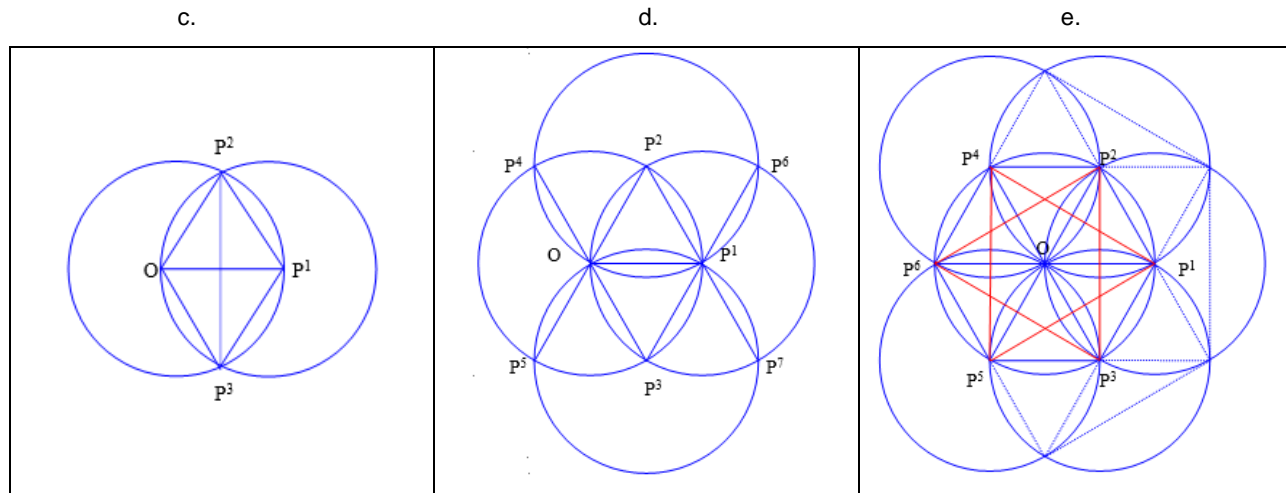


So far, we have proceeded, Masonically, from a Point, to a Line to a Superfices . . .

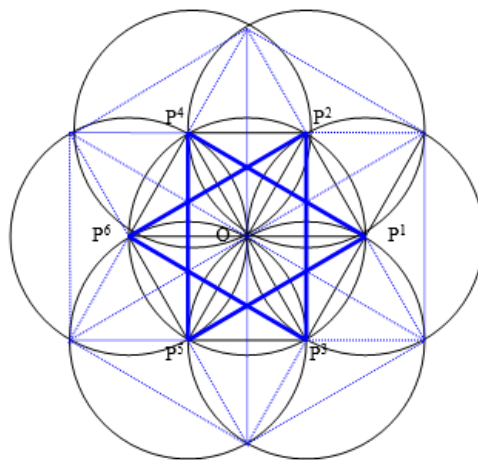
To get to the first Solid, we need only continue the progression that is already occurring.

Continuing from "c" above, we have seen that from O, P¹ we have created a Radius, but too have created Radii from O, P²; O, P³; P¹, P²; P¹, P³ [and P¹, O; P², O; P³, O; P², P¹ and P³, P¹], which now creates figure "d" below.

And then connecting the next Points of P⁴, and P⁵ we then arrive at Figure "e."

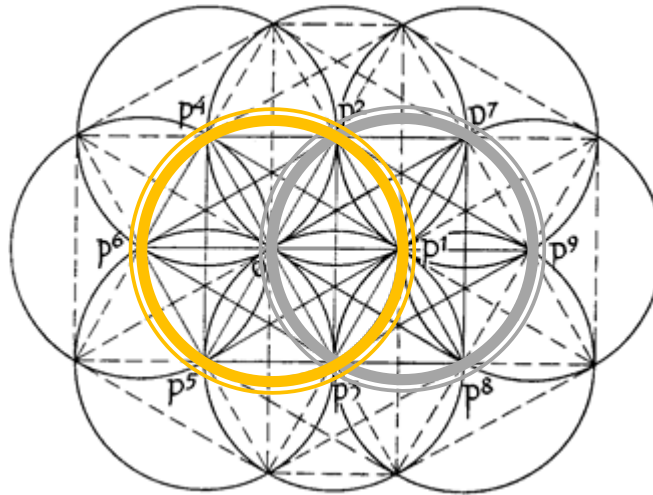


Finally, we arrive at the last Point [P⁶] that can be associated with the original circle and arrive at the Figure shown below.



Note how in creating Figure "e" and the next Figure there now appears a "Star of David" [Seal of Solomon].

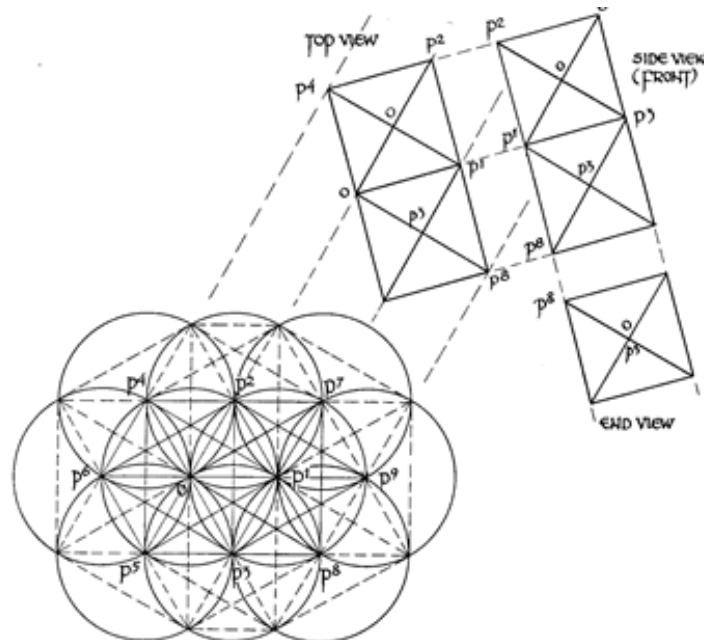
This creates a 'module' that is repeated infinitely, multi-dimensionally, throughout the universe[s], such as shown below.



From this it now becomes apparent from where the OMDHS logo is derived.

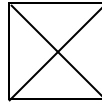


But we have not yet arrived at the Solid . . . The above logo is shown in 2D, but the Solid is nicely 'hidden' within it. Remember too, that neither Sun nor the Moon are 'flat' 2D objects . . . So if the above logo is both 2D and 3D how is this possible?

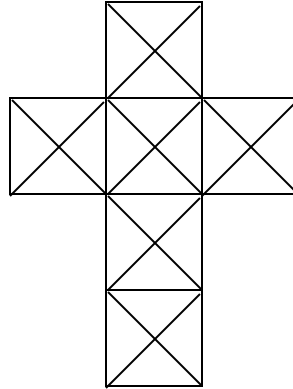


In my search for Unity, I was confronted with a similar dilemma, and asked within how to 'go in search of the Unity,' so I started with a Cube, seeking a Unity within it.

So I looked at one side of a Cube and represented it as a Unity by determining when it became a Point, arriving at the following Figure, where a Point occurs at the center of the side of the Square.

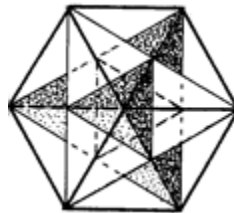


Only one small problem: a Cube has six sides!! So I next unfolded a Cube to represent all six sides with this 'Unity.'



Well, this did show a kind of Unity, but now I had SIX of them staring back at me from my heavy paper cutout model.

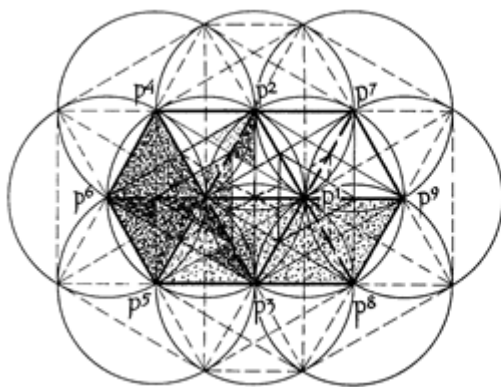
So I next folded my Cube back up and viewed it from one corner to the opposite one in a model I had built with balsa wood sticks and glue. When what to my wondering eyes should appear hidden within it but a Cubic Star of David !!



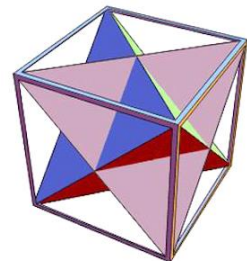
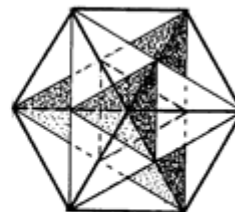
see Merkaba for just a 'hint' at <https://www.youtube.com/watch?v=7k7CRCKdKWM> or <https://www.youtube.com/watch?v=1vUZzL5qF6g> or <http://www.ascensionnow.co.uk/star-tetrahedron-merkaba.html>

Hidden within the logo are also Cubes, actually two of them, a top, side and end view projection of them being shown above.

For those who may have some difficulty visualizing how the Cubic forms appear in the logo, see the below.



b.



Star Tetrahedron in a Cube

So now we have a 'Cubic Star of David' [Seal of Solomon] or a 'Star Tetrahedron'] in the logo. As a note please remember that the Sanctorum in K.S.T. measured 20 x 20 x 40 Cubits [a Double Cube] and the Sanctum Sanctorum measured 20 x 20 x 20 Cubits [a Cube], within which are 'hidden' the Cubic Seal of Solomon.

So the first Solid has now appeared, as a Tetrahedron [four triangles joined pyramidally together]. In our NY SW&L it incorrectly notes the first Solid is a Cube. And because in 'Duality' you can not have an 'up' without a 'down' [as above, so below], the Tetrahedron is conjoined, as shown above, to form the 'Star Tetrahedron,' the 'building block' of the universe[s].

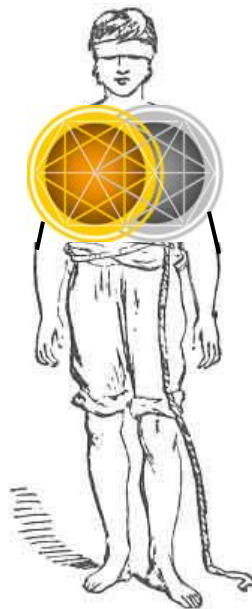
That is all kinda nice, but where does all this fit into Freemasonry?

Well for one, it appears in the Middle Chamber Lecture, where it speaks of the Point, Line, Superfices and Solid.

While it is not place discussed as such in our 'ritual,' it speculatively appears in the Receptions of a Freemason in the Three Degrees. I shall not explain that in this present discussion, but a 9 page paper discussing it, for those 'seeking more or further [speculative] Light' it appears as follows:

Ref. The Receptions of a Free-Mason

<http://www.omdhs.syracuseasons.com/sites/default/files/geometry/MasonicGeometryPartFive.pdf>



Third Degree Candidate

In that the logo also symbolically represents the Celestial and Terrestrial, this also represents the 'Spiritual' and "Material" or 'Earthen' natures of Man, which are symbolically represented by the Circle and Square.



or . . . by the Compasses and the Square which appears on our Altar. Again, I shall not explain it further in this present discussion, but a 16 page paper discussing it, for those 'seeking more of further Light' appears as follows:

Ref. Square and Compasses at the Altar

<http://www.ondhs.syracuseasons.com/sites/default/files/philosophy/ESM%20Article%20-%20Summer%202019%20-%20Square%20and%20Compasses%20at%20the%20Altar.pdf>



Hence the OMDHS was founded and its logo designed with the above thoughts clearly in mind. There are over 6,000 books, magazines, article and artifacts in our two Libraries and Museums in Liverpool and Phoenix, and well over 10,000 pages of material present on our website at www.ondhs.syracuseasons.org.

There is much, much more in and associated with the logo, but the above gives the essence of its design.

You are cordially invited to comment on this present paper, or visit our Libraries or website, or to submit an article . . .

Fraternally yours,

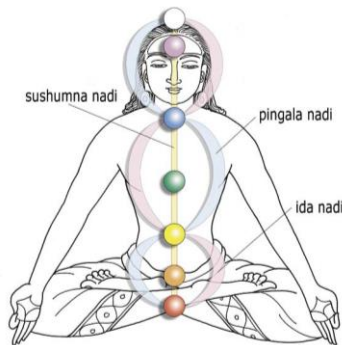
Gary

garylheinmiller@gmail.com

p.s. If there is a word or term expressed in the above compilation, please do not just gloss over it. Look it up or Google it. For example:

* **Pingala** is associated with **solar energy**. The word *pingala* means "orange" or "tawny" in Sanskrit. Pingala has a sunlike nature and masculine energy.

* **Ida** is associated with **lunar energy**. The word *ida* means "comfort" in Sanskrit. Idā has a moonlike nature and feminine energy with a cooling effect.



The Nadi



Caduseus



19th c. Senior Warden Jewels

Note: An alternate symbol for Mercury is a Dove, which symbol has been and still is the one used by some of the Masonic Deacons. The Dove also currently appears on the Aprons for the Grand Lodge of New York Deacons.



English Deacon's Jewel



Current Grand Lodge of NY Deacon's Apron and Jewel

